

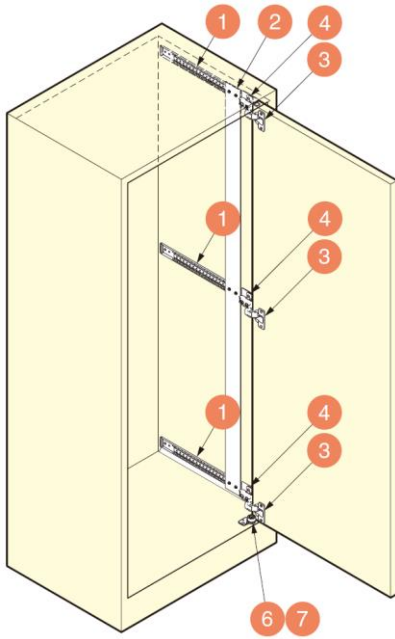
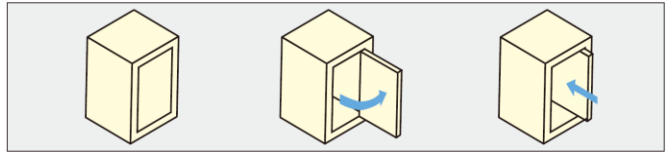
## GALT-2V-220 Pocket Door System (Inset)



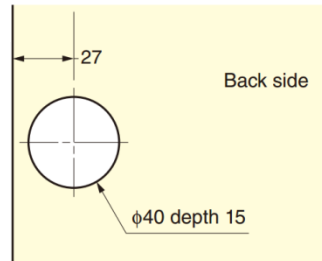
| Item Name      | GALT-2V-220S-16-28<br>S Type<br>(2 Rails) | GALT-2V-220M-16-28<br>M Type<br>(3 Rails) | GALT-2V-220L-16-28<br>L Type<br>(3 Rails) | GALT-2V-220LL-16-28<br>LL Type<br>(4 Rails) |
|----------------|---|---|---|---|
| Door Width     | Max. 560 mm                               | Max. 560 mm                               | Max. 560 mm                               | Max. 600 mm                                 |
| Door Height    | 820~1060 mm                               | 1240~1500 mm                              | 1640~1840 mm                              | 1980~2300 mm                                |
| Door Thickness | 18~30 mm                                  |   |   |   |
| Door Weight    | Max. 5 kg                                 | Max. 6 kg                                 | Max. 8 kg                                 | Max. 10 kg                                  |

### Features

- Pocket door application
- Space saving



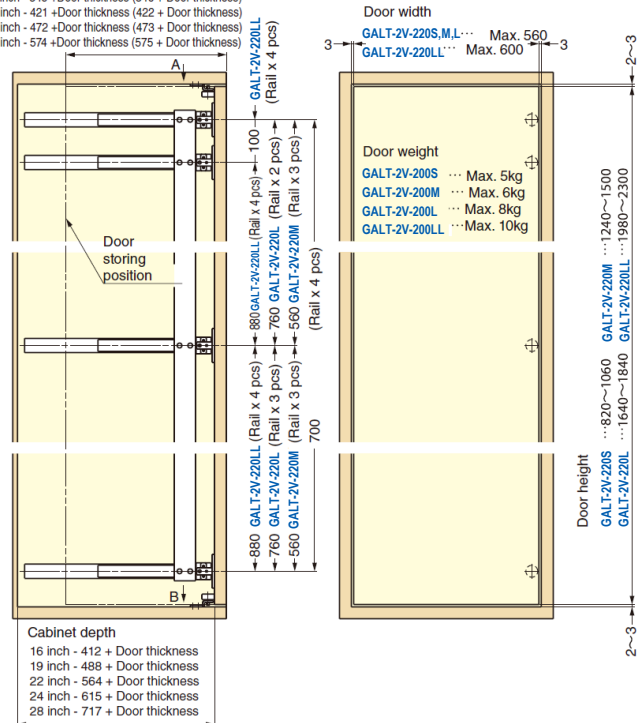
### Door Cut Out Dimensions



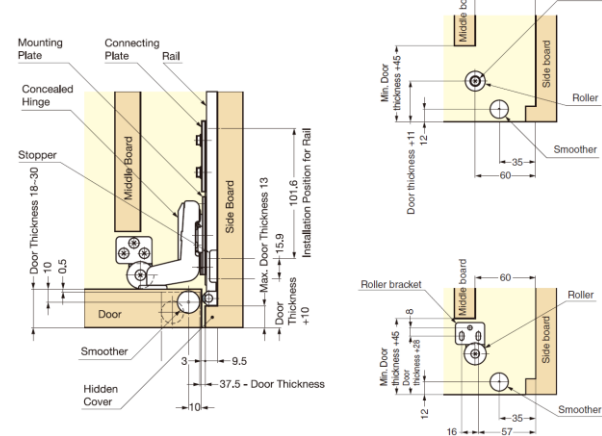
### Installation

#### Door storing

- 16 inch - 269 + Door thickness (270 + Door thickness)
- 19 inch - 345 + Door thickness (346 + Door thickness)
- 22 inch - 421 + Door thickness (422 + Door thickness)
- 24 inch - 472 + Door thickness (473 + Door thickness)
- 28 inch - 574 + Door thickness (575 + Door thickness)


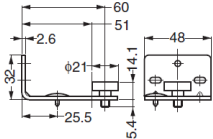


### Rail Installation & Clearance Dimensions






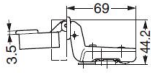

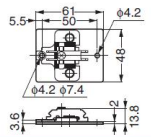

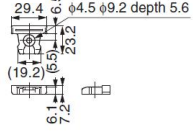


| Parts Set (Per Door) |                  | Necessary Parts |                    |                          |                  |         |                  |                |       |           |       |
|----------------------|------------------|-----------------|--------------------|--------------------------|------------------|---------|------------------|----------------|-------|-----------|-------|
| Type                 | Part No.         | Part Name       |                    |                          |                  |         |                  |                |       |           |       |
|                      |                  | 1 Rail          | 2 Connecting Plate | 3 Concealed Hinge (Body) | 4 Mounting Plate | 5 Catch | 6 ~ 10 Parts Set |                |       |           |       |
|                      |                  | Qty             | Qty                | Qty                      | Qty              | Qty     | Qty              | Qty            | Qty   | Qty       |       |
| S                    | GALT-2V-220S-16  | GAL127C-16      | 2 pcs              | 1 pc                     | 2 pcs            | 2 pcs   | 1 pc             | GALT-2V-220SP  | 1 set |           |       |
|                      | GALT-2V-220S-19  | GAL127C-19      | 2 pcs              | 1 pc                     | 2 pcs            | 2 pcs   | 1 pc             |                | 1 set |           |       |
|                      | GALT-2V-220S-22  | GAL127C-22      | 2 pcs              | GALT55-S                 | 1 pc             | 2 pcs   | 2 pcs            |                | 1 pc  | 1 set     |       |
|                      | GALT-2V-220S-24  | GAL127C-24      | 2 pcs              | 1 pc                     | 2 pcs            | 2 pcs   | 1 pc             |                | 1 set |           |       |
|                      | GALT-2V-220S-28  | GAL127C-28      | 2 pcs              | 1 pc                     | 2 pcs            | 2 pcs   | 1 pc             |                | 1 set |           |       |
| M                    | GALT-2V-220M-16  | GAL127C-16      | 3 pcs              | 1 pc                     | 3 pcs            | 3 pcs   | 2 pcs            | GALT-2V-220LP  | 1 set |           |       |
|                      | GALT-2V-220M-19  | GAL127C-19      | 3 pcs              | 1 pc                     | 3 pcs            | 3 pcs   | 2 pcs            |                | 1 set |           |       |
|                      | GALT-2V-220M-22  | GAL127C-22      | 3 pcs              | GALT55-M                 | 1 pc             | 3 pcs   | 3 pcs            |                | 2 pcs | 1 set     |       |
|                      | GALT-2V-220M-24  | GAL127C-24      | 3 pcs              | 1 pc                     | 3 pcs            | 3 pcs   | 2 pcs            |                | 1 set |           |       |
|                      | GALT-2V-220M-28  | GAL127C-28      | 3 pcs              | 1 pc                     | GH230-C26/OT     | 3 pcs   | GALT-MP          |                | 3 pcs | GAL127-CH | 2 pcs |
| L                    | GALT-2V-220L-16  | GAL127C-16      | 3 pcs              | 1 pc                     | 3 pcs            | 3 pcs   | 2 pcs            | GALT-2V-220LLP | 1 set |           |       |
|                      | GALT-2V-220L-19  | GAL127C-19      | 3 pcs              | 1 pc                     | 3 pcs            | 3 pcs   | 2 pcs            |                | 1 set |           |       |
|                      | GALT-2V-220L-22  | GAL127C-22      | 3 pcs              | GALT55-L                 | 1 pc             | 3 pcs   | 3 pcs            |                | 2 pcs | 1 set     |       |
|                      | GALT-2V-220L-24  | GAL127C-24      | 3 pcs              | 1 pc                     | 3 pcs            | 3 pcs   | 2 pcs            |                | 1 set |           |       |
|                      | GALT-2V-220L-28  | GAL127C-28      | 3 pcs              | 1 pc                     | 3 pcs            | 3 pcs   | 2 pcs            |                | 1 set |           |       |
| LL                   | GALT-2V-220LL-16 | GAL127C-16      | 4 pcs              | 1 pc                     | 4 pcs            | 4 pcs   | 2 pcs            | GALT-2V-220LLP | 1 set |           |       |
|                      | GALT-2V-220LL-19 | GAL127C-19      | 4 pcs              | 1 pc                     | 4 pcs            | 4 pcs   | 2 pcs            |                | 1 set |           |       |
|                      | GALT-2V-220LL-22 | GAL127C-22      | 4 pcs              | GALT55-LL                | 1 pc             | 4 pcs   | 4 pcs            |                | 2 pcs | 1 set     |       |
|                      | GALT-2V-220LL-24 | GAL127C-24      | 4 pcs              | 1 pc                     | 4 pcs            | 4 pcs   | 2 pcs            |                | 1 set |           |       |
|                      | GALT-2V-220LL-28 | GAL127C-28      | 4 pcs              | 1 pc                     | 4 pcs            | 4 pcs   | 2 pcs            |                | 1 set |           |       |

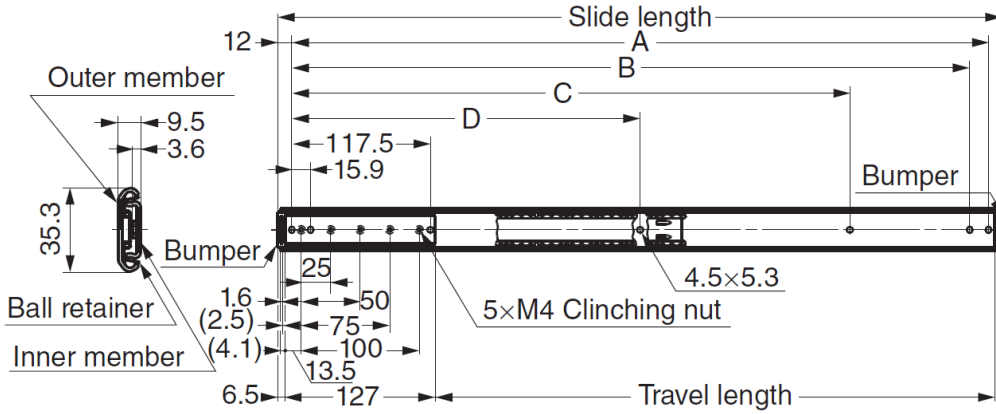
## Optional Parts

| No. | Qty  | Part No.                | Part Name   | Dimensions  | Description   |
|-----|------|-------------------------|---|---|---|
| 11  | 1 pc | GALT-BR<br>(Non-handed) | Side Mount Bracket<br> |  | <ul style="list-style-type: none"> <li>Material: Steel</li> <li>Finish: Yellow Zinc Chromate</li> </ul> |

## GALT-2V-220 Parts Set Details

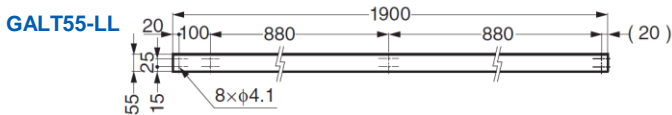
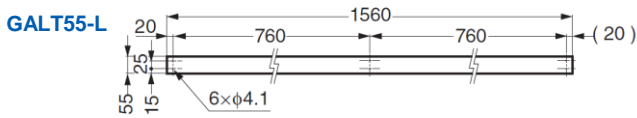
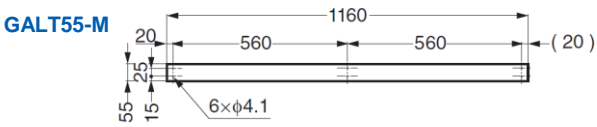
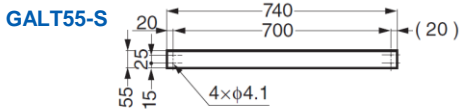
| No. | Qty   |       |       |       | Part Name   | Dimensions   | Description   |
|-----|-------|-------|-------|-------|---|--|---|
|     | S     | M     | L     | LL    |   |  |   |
| 1   | 2 pcs | 3 pcs | 3 pcs | 4 pcs | <b>Rail</b><br>                    | As below.<br><br> | <b>GAL127C-16</b><br><b>GAL127C-19</b><br><b>GAL127C-22</b><br><b>GAL127C-24</b><br><b>GAL127C-28</b><br><br>● Material<br>Steel<br>● Finish<br>Clear Zinc Chromate |
| 2   | 1 pc  | 1 pc  | 1 pc  | 1 pc  | <b>Connecting Plate</b><br>        | As below.<br><br> | <b>GALT55-S</b><br><b>GALT55-M</b><br><b>GALT55-L</b><br><b>GALT55-LL</b><br><br>● Material<br>Aluminium Alloy<br>● Finish<br>Anodized Silver                       |
| 3   | 2 pcs | 3 pcs | 3 pcs | 4 pcs | <b>Concealed Hinge (Body)</b><br> |                  | <b>GH230-C26/0T</b><br><br>● Material<br>Steel<br>● Finish<br>Nickel<br><br>w/ Catch  |
| 4   | 2 pcs | 3 pcs | 3 pcs | 4 pcs | <b>Mounting Plate</b><br>        |                 | <b>GALT-MP</b><br><br>● Material<br>Steel<br>● Finish<br>Nickel   |
| 5   | 1 pc  | 2 pcs | 2 pcs | 2 pcs | <b>Catch</b><br>                 |                 | <b>GAL127-CH</b><br><br>● Material<br>PUR<br>● Finish<br>Black  |

## Rail Dimensions




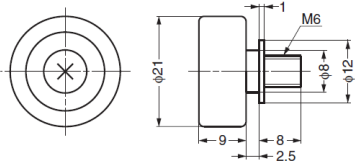

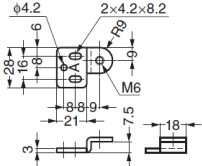

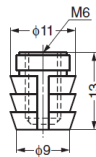

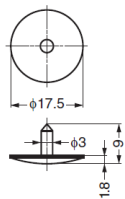

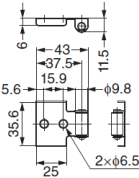
| Part No.   | Slide Length | Travel Length | Door Storage | A     | B     | C     | D     |
|------------|--------------|---------------|--------------|-------|-------|-------|-------|
| GAL127C-16 | 411.4        | 269.4         | 268          | 387.4 | 371.5 | 269.9 | -     |
| GAL127C-19 | 487.6        | 345.6         | 344          | 463.6 | 447.7 | 346.1 | 231.8 |
| GAL127C-22 | 563.8        | 421.8         | 420          | 539.8 | 523.9 | 422.3 | 269.9 |
| GAL127C-24 | 614.6        | 472.6         | 471          | 590.6 | 574.7 | 473.1 | 295.3 |
| GAL127C-28 | 716.2        | 574.2         | 573          | 692.2 | 676.3 | 574.7 | 346.1 |

## Connecting Plate Dimensions



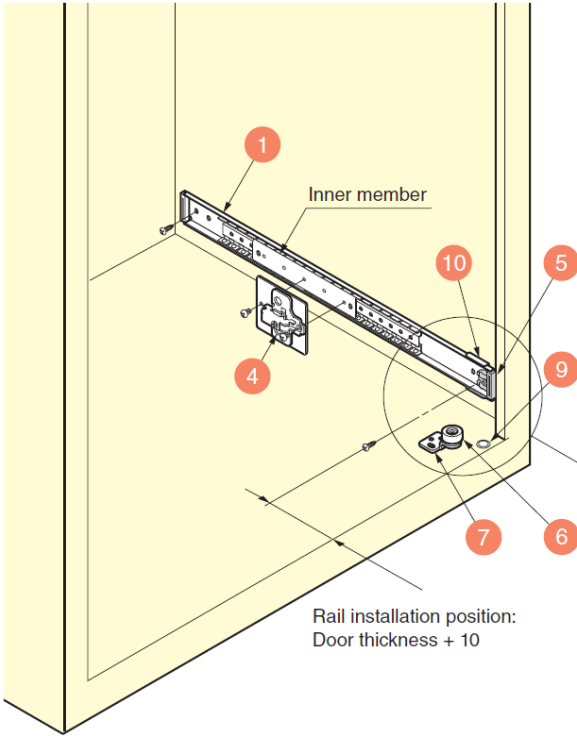
## Parts Set Details

- a** GALT-2V-220SP
- b** GALT-2V-220LP
- c** GALT-2V-220LLP

| No. | Qty                     |                         |                         | Part Name  | Dimensions  | Description   |
|-----|-------------------------|-------------------------|-------------------------|--|---|---|
|     | a                       | b                       | c                       |  |   |   |
| 6   | 2 pcs                   | 2 pcs                   | 2 pcs                   | <b>Roller</b><br>         |   | <b>GDU19-B4SBR</b><br><ul style="list-style-type: none"> <li>● Material EPDM / Steel</li> <li>● Finish Clear Zinc Chromate / White</li> </ul>       |
| 7   | 1 pair (Left and Right) | 1 pair (Left and Right) | 1 pair (Left and Right) | <b>Roller Bracket</b><br> |  <p>Letter stamped indicates type ( shown).</p> | <b>GALT-2V-AB</b><br><b>GALT-2V-BB</b><br><ul style="list-style-type: none"> <li>● Material Steel</li> <li>● Finish Yellow Zinc Chromate</li> </ul> |
| 8   | 2 pcs                   | 2 pcs                   | 2 pcs                   | <b>Insert</b><br>         |    | <b>GSC-107-13</b><br><ul style="list-style-type: none"> <li>● Material PA</li> <li>● Finish White</li> </ul>  |
| 9   | 2 pcs                   | 2 pcs                   | 2 pcs                   | <b>Slider</b><br>       |   | <b>GG-175</b><br><ul style="list-style-type: none"> <li>● Material PE</li> <li>● Finish Natural</li> </ul>  |
| 10  | 2 pcs                   | 3 pcs                   | 4 pcs                   | <b>Door Stopper</b><br> |   | <b>GALT-AD</b><br><ul style="list-style-type: none"> <li>● Material UR / Steel</li> <li>● Finish Clear Zinc Chromate / White</li> </ul>             |

### Parts Included

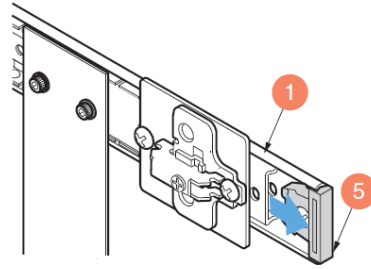
- Hex key, pan head screw M4×6, binding head tapping screw, countersunk head tapping screw, hexagon top bolt M4×6



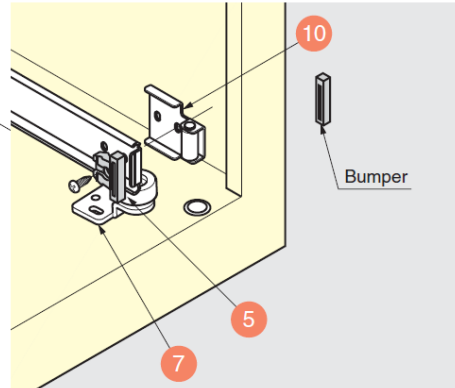
### Temporary Installation of Rail 1

- Fix 1 onto 10.
- Mount 1 inside the cabinet (temporary).
- Fix 4 onto Inner member of 1.
- Attach 5 to 1 as per the drawing on the right.

### Catch 5 (GAL127-CH)

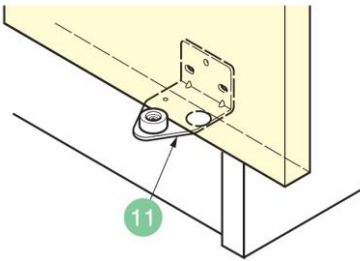


### Installation of Catch 5



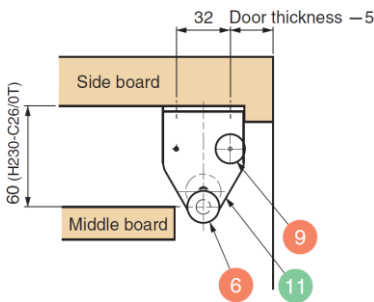
Remove bumpers from the lower two rails, and replace with the catches 5. If the number of rail is two (S type), replace on the lower rail only.

### Installation of Bracket 11



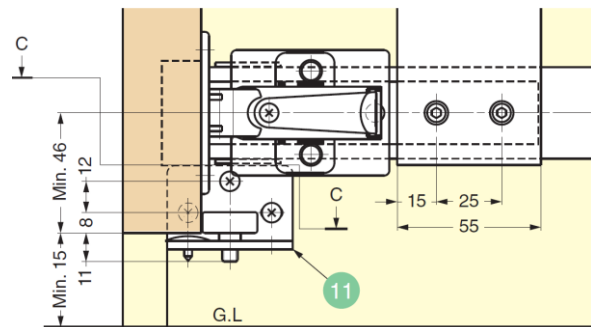
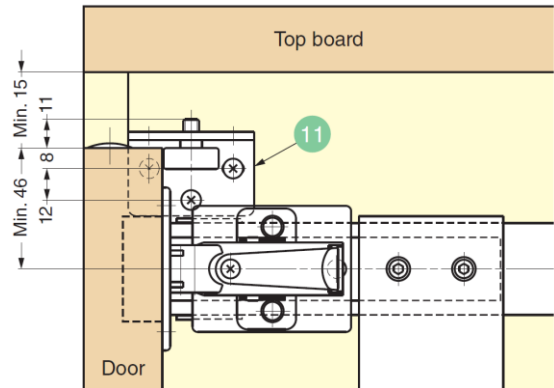
### Installation of Slider 9

[Section C-C]



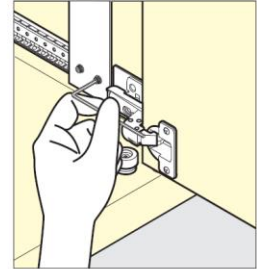
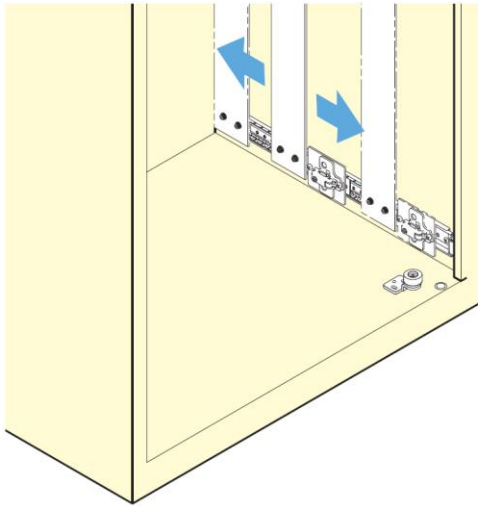
Right side installation

### Installation Dimensions of Bracket 11



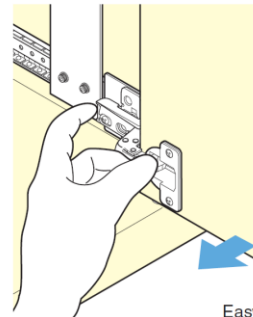
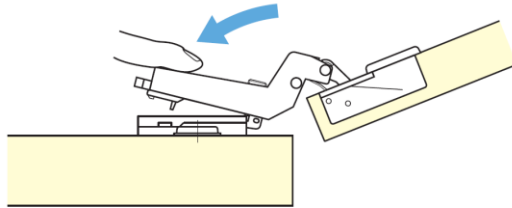
### Installation of Connecting Plate

- Mount the connecting plate on the rails temporarily
- Make sure that the connecting plate moves smoothly
- Tighten the screws of the connecting plate



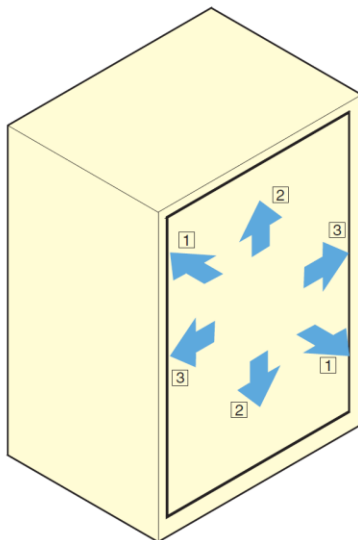
### Hanging Door

One-touch install



Easy to remove.

### Door Adjustment



- 1 Front/Back adjustment
- 2 Height adjustment
- 3 Left/Right adjustment

